

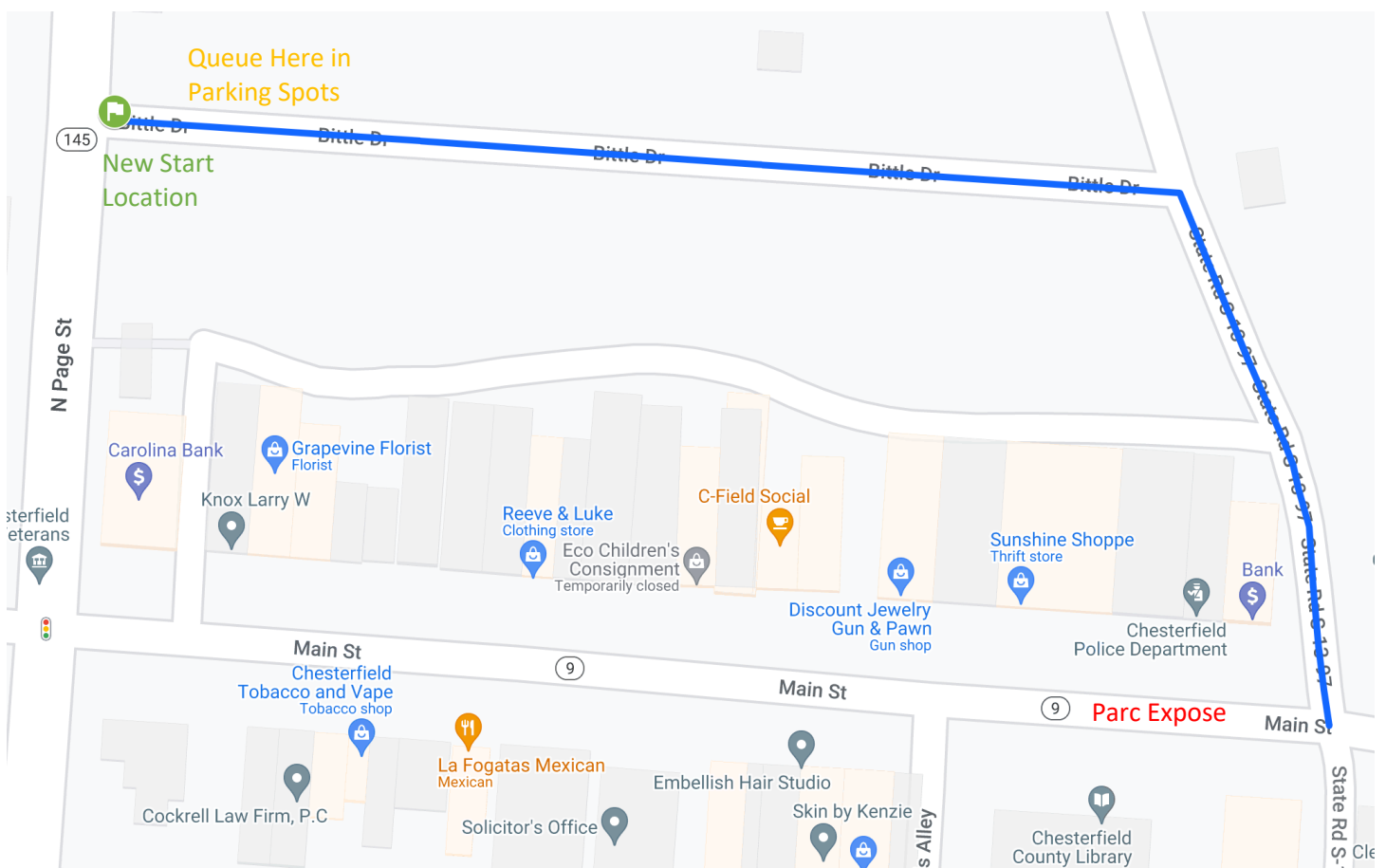


Bulletin 7: After Dark Start

Revised Sandblast After Dark Start





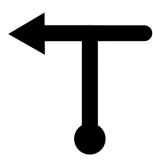
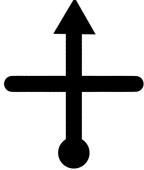
The start of the After Dark stages has been moved from the corner of Main and Page Streets to the corner of Page Street and Bittle Drive. Competitors should leave Parc Expose no earlier than 5-minutes prior to their start time, and follow the attached Numbered Route Instructions 10 through 13 to the start of the rally. A map is provided here below as well.

After turning onto Bittle Drive, continue up the hill and queue at the direction of volunteers. Competitors will be instructed to pull up to the start line.



M. Rhoads
Deputy Clerk of Course



Overall	Delta	Tulip	Info	Decline
0.00		 10	Park Dr - Take street between (The Bank) and (Museum & Visitor Center)	0.25
0.06	0.06	 11	Bittle	0.19
0.14	0.08	 12	! Crosswalk, Pull into queue - officials will direct	0.11
0.19	0.05	 13	Start in town of Chesterfield	0.06
0.19	0.00	 14	Pull to stop at direction of control workers	0.06
0.25	0.06	 15	Main	0.00
0.25	0.00	RESET ODO 16	Zero ODO at edge of Main Continue with NRI 17, Page 3	0.00