



## **-SPECTATOR GUIDE-**

Welcome to the Iron Mule Rally 2025 presented by the organizers of the Central UP Rallies and NASA Rally Sport. This stage rally is headquartered in Felch, MI and includes 98.5 competitive stage miles over two days. This event will be a formidable challenge for man and machine. On behalf of everyone who helped put on this event, thank you for coming out. We hope you enjoy the race. If you are willing to help out and want to be around the rally cars and competitors, please volunteer! Sign up at [my.nasarallysport.com](https://www.nasarallysport.com). Volunteers also attend the afterparty!

<https://www.nasarallysport.com/main/event/2025/CUP-Iron-Mule-Rally>

## Entry List (as of August 14)

# Entry List for 2025 CUP Iron Mule Rally

	Number	Driver	Codriver	Make	Model	ARC	NRS
1	20	 Silas Himes	 Rubin Hatfield	Subaru	Impreza	AWD	OAH
2	29	 Chase Blakely	 Michael Callaway	Volkswagen	Golf GTI	2WD	O2H
3	36	 James Walker	 Yannis Burnell	Chevrolet	Aveo	2WD	O2L
4	42	 Michael Ryan	 Daniel Ryan	Subaru	Impreza RS	AWD	OAL
5	63	 Adam VanDamme	 Morgan Engle	Volkswagen	Golf	2WD	O2L
6	66	 Colin Gleason	 Marc Gutenberger	Subaru	Impreza 2.5RS	AWD	OAL
7	67	 Connor Himes	 Elliot Prusi	Subaru	Impreza	AWD	OAL
8	68	 Eli Goethel	 Max Sutton	Mitsubishi	Eclipse	AWD	OAL
9	69	 Jordan Locher	 Thomas Addison	Subaru	Impreza 2.5RS	AWD	OAL
10	72	 Timothy Michel	 Ian Nelson	Audi	A4 Quattro	AWD	OAL
11		 Elena Huizar	 Andrew Herron	Bmw	E30	2WD	
12		 James Pain	 Mathew Lozano	Subaru	Impreza 2.5RS	AWD	OAL
13	111	 Bryce Proseus		Suzuki	DRZ 400S	RM	MD
14	118	 Rudi Bredenkamp		KTM	690 Enduro R	RM	MM
15	126	 Charles Lucht		BMW	F800GS	RM	MA
16	134	 Tali Kurlantzick		Honda	CRF1000L Africa Twin	RM	MA
17		 Chris Barribeau		YAMAHA	Tenere	RM	MM
18		 Matt Holl		Kawasaki	KLR 650	RM	MM

NRS is NASA Rally Sport Event classes:

O2H - Open 2WD Heavy - 2WD vehicles with big displacement or forced induction

O2L - Open 2WD Light - 2WD vehicles with low displacement and normally aspirated

O4H - Open 4WD Heavy - AWD/4WD vehicles with big displacement or forced induction

O4L - Open 4WD Light - AWD/4WD vehicles with low displacement and normally aspirated

PRO - Unlimited class - unrestricted in performance aspects

SxS - Side by Side - Side by side ATV's and buggies

MD – Motorcycle Dakar

MM – Motorcycle Medium

MA – Motorcycle Adventure

ARC is the Atlantic Rally Cup Regional Championship and only has three classes: 2WD, AWD, and RM (RallyMoto).



**Download the Sportity app and follow NRS2025**

Photographs captured by Nathan Procter and Jerry Winker. All images used with permission.

<https://www.instagram.com/pnocter15/> [www.comicozzie.com](http://www.comicozzie.com)

## Stage Schedule- Friday 08-22-25

TC/SS	Distance		Target	First
	Stage	Transit	Minutes	Vehicle
<b>Day 1</b>				
0	MTC Out	0.10	5	8:01 PM
1	<b>SS1 Two Mile Creek East</b>	<b>12.30</b>	17	<b>8:09 PM</b>
	Transit	0.10	60	1
2	<b>SS2 Two Mile Creek West</b>	<b>12.30</b>	17	
	Transit	0.10	5	
3	MTC In			9:51 PM
		<b>24.60</b>	<b>0.30</b>	<b>24.90</b>
<b>Totals</b>		<b>24.6</b>	<b>0.3</b>	

## Stage Schedule- Friday 08-22-25

TC/SS	Distance		Target	First
	Stage	Transit	Minutes	Vehicle
<b>Day 2</b>				
4	MTC Out	1.10	10	11:01 AM
5	<b>SS3 Calumet Lyons</b>	<b>9.90</b>	15	<b>11:14 AM</b>
	Transit	0.20	10	2
6	<b>SS4 Norway South</b>	<b>8.50</b>	14	
	Transit	0.10	60	
7	<b>SS5 Norway North</b>	<b>8.50</b>	14	<b>12:59 PM</b>
	Transit	0.20	10	3
8	<b>SS6 Lyons Calumet</b>	<b>9.90</b>	15	
	Transit	1.10	10	
		<b>36.80</b>	<b>2.70</b>	<b>39.50</b>
9	Service IN TC		90	1:51 PM
9B	Service OUT TC		10	3:21 PM
	Transit	1.10	10	3:31 PM
10	<b>SS7 Calumet Lyons</b>	<b>9.90</b>	15	<b>3:44 PM</b>
	Transit	0.20	10	3
11	<b>SS8 Norway South</b>	<b>8.50</b>	14	
	Transit	0.10	60	
12	<b>SS9 Norway Home</b>	<b>18.70</b>	30	<b>5:29 PM</b>
	Transit	1.10	10	3
13	Rally Finish MTC			
		<b>37.10</b>	<b>2.50</b>	<b>39.60</b>
<b>Totals</b>		<b>98.5</b>	<b>5.5</b>	

# Spectator Schedule

(GPS links at <https://www.nasarallysport.com/main/event-schedule/371>)

Friday August 22			
03:00PM	07:00PM	Tech Inspection	Felch Community Center
08:01PM	08:02PM	1st Car Start CUP Iron Mule Day 1	MTC1
09:55PM	10:16PM	1st Car Finishes CUP Iron Mule Day 1	MTC2
Saturday August 23			
10:00AM	10:30AM	Parc Expose	Felch Community Center
11:01AM	11:02AM	1st Car Starts CUP Iron Mule Day 2	Felch Community Center
11:15AM	11:50AM	Stage 3 Spectator 1	Finn Town Rd
11:15AM	11:50AM	Stage 3 Spectator 2	Merriman East Rd
01:25PM	02:00PM	Stage 6 Spectator 1	Finn Town Rd
01:25PM	02:00PM	Stage 6 Spectator 2	Merriman East Rd
01:50PM	03:20PM	Service 1 (90 minutes)	Felch Community Center
03:45PM	04:20PM	Stage 7 Spectator 1	Finn Town Rd
03:45PM	04:20PM	Stage 7 Spectator 2	Merriman East Rd
05:25PM	06:00PM	Stage 9 Spectator 1	Finn Town Rd
05:25PM	06:00PM	Stage 9 Spectator 2	Merriman East Rd
06:09PM	06:45PM	1st Car Finishes CUP Iron Mule Rally	Felch Community Center
07:30PM	09:00PM	Cup Iron Mule Awards	Felch Community Center

The only way to see the action on Friday night is as a volunteer. Sign up at [my.nasarallysport.com](https://www.nasarallysport.com), and check in at the Felch Community Center which is located at 4243 on M-69 between 4 and 7PM EST.

Saturday you can spectate or sign up to volunteer. As a first timer, usually you will be a road marshal which means hanging out right at the action on the rally road for the day to guard an intersection to ensure that civilian traffic doesn't enter.

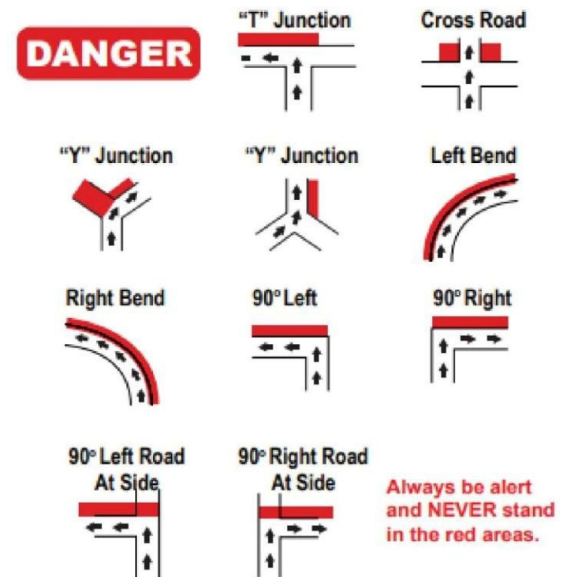
For Saturday, don't forget to check out Parc Expose, which is like a car show before the race. You are also welcome to come check out the awards party, where you can check out the cars, meet competitors and volunteers, and buy some merch.

In order to keep the event running smoothly; to ensure the safety of our volunteers, racers, and crew; and to maintain our road use for future events, we ask that you please observe the following information.

**All of the officials, course workers, and marshals are volunteers.** Please be kind and courteous. Most of them are here because they love rally and want to help the event run smoothly and safely. Don't make their job difficult and while you're there, let them know you appreciate their support.

**Keep yourself and others safe.** This is the most important thing you can do as a spectator. Unsafe behavior puts the rally in jeopardy of being delayed or canceled and could lead to serious injury or even death. There are not many motorsports that allow you to get this close to the action. Take that responsibility seriously not just for your own sake, but for the volunteers and competitors as well. Follow the directions of event officials.

**Stage roads are closed and controlled.** There is a large group of volunteers along the stage routes ensuring the roads remain safe for competition. Do not enter the stage for any reason while it is "HOT". There are course opening cars checking the route ahead of the competition vehicles making sure the course is clear and that it is safe to begin. Competitors begin racing and leave the start in one minute intervals. After the last car starts, a medical or safety sweep follows close behind the competitors. Then there are heavy sweep vehicles that recover crashed or broken cars to make sure the course remains clear. Lastly, a "green light" or course closing car will indicate that the road is once again open to the public.



**Turn around and park in a single file line on the right side of the road at all spectator areas.** There will not be a parking lot in the woods, so you'll have to park on the side of the road. It is important that everyone parks on the same side to ensure that the road remains open to emergency personnel, rally officials, competitor crews, and fellow spectators. Be courteous and don't block the road.

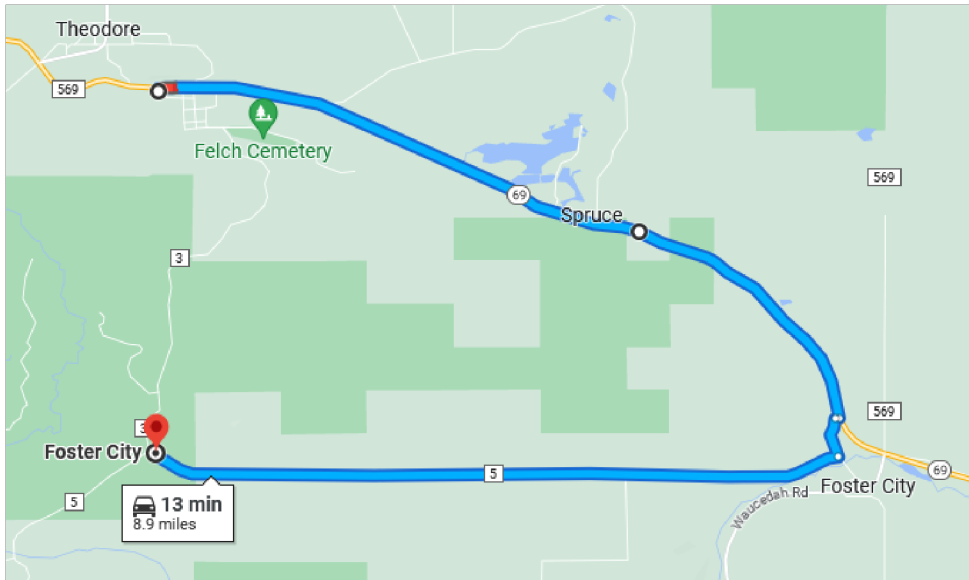
**Plan your day carefully and remember you're in the Central Time Zone.** There is very limited access to the stages for spectating. It will take you 15 to 35 minutes to drive to the spectating areas. Consider the time for parking and walking to your spot. Make sure you have food and beverages. Take bug spray, sunscreen, and maybe have an umbrella in your car.

**Leave no trace.** Please do your best to leave things better than you found them. Not only are we asking you to not litter, but we're asking you to pick up some extra trash and dispose of it properly. Clean up after yourself and take good care of the forest.

<https://www.nasarallysport.com/main/event/2025/CUP-Iron-Mule-Rally>

## Directions from Felch Community Center to Spectator Area 1

Head east on M-69 E and drive 4.6 mi  
 Turn right onto Nurse Carlson Rd and drive 138 ft  
 Turn left onto Finn Town Rd and drive 0.2 mi  
 Turn right to stay on Finn Town Rd and drive 4.0 mi  
 Arrive at Spectator Area 1



**CENTRAL U.P.**  
*Rally*



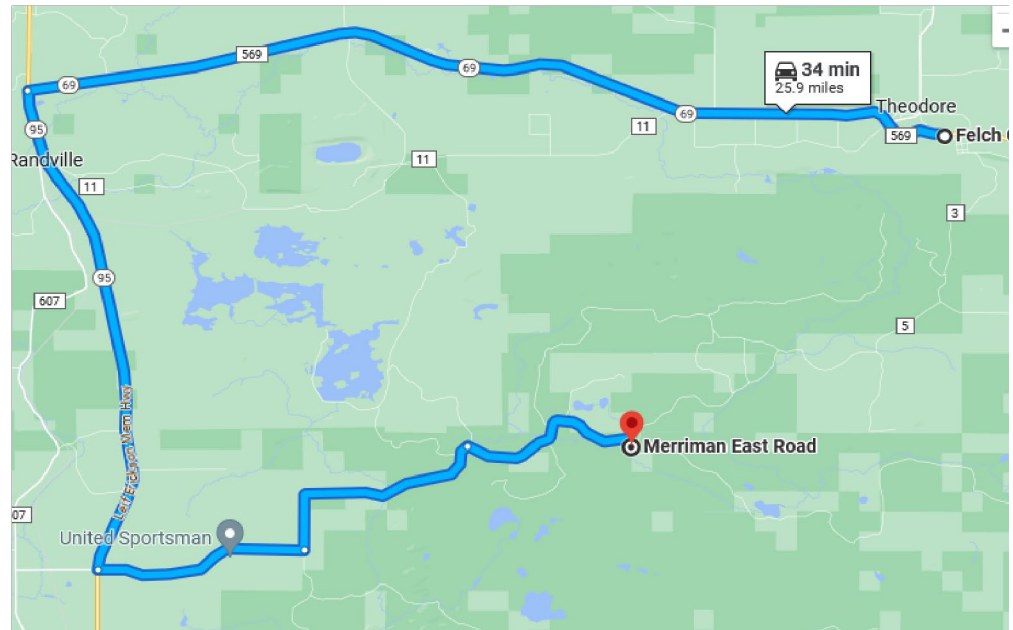
Tulip directions, just like what the competitors use on transit.

Overall	Delta	Tulip	Info	Decline
0.00			on to M 69	8.94
4.64	4.64		Nurse Carlson Rd.	4.30
4.66	0.02		Finn Town Rd	4.28
4.89	0.23		Finn Town Rd CR 5	4.05
8.94	4.05		spectator area parking	0.00



## Directions from Felch Community Center to Spectator Area 2

Head west on M-69 W and drive 11.5 mi  
 Turn left onto M-95 S and drive 6.4 mi  
 Turn left onto Sportsmens Club Rd and drive 2.6 mi  
 Turn left to stay on Sportsmens Club Rd and drive 3.0 mi  
 Sportsmens Club Rd turns slightly right and becomes Calumet Mine Rd/Merriman East Rd then drive 2.4 mi  
 Arrive at Spectator Area 2



Tulip directions, just like what the competitors use on transit.

Overall	Delta	Tulip	Info	Notes	Decline
0.00		← 290	on to M 69		26.00
11.50	11.50	← 291	M 95 South		14.50
17.90	6.40	← 292	Sportsman Club Rd		8.10
20.50	2.60	← 293	Sportsman Club Rd		5.50
21.20	0.70	↪ 294	Merriman Truck Trail		4.80
26.00	4.80	↪ 295	spectator parking		0.00

